
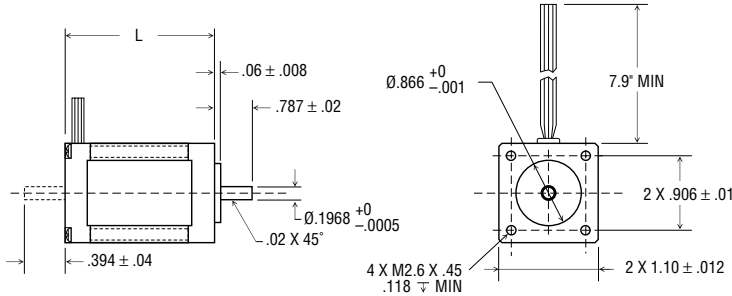




STEP MOTORS



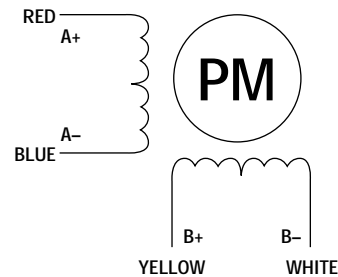
Part #	MOTOR CONNECTION 1 = series 2 = parallel 3 = unipolar	Motor Length (inches)	Minimum Holding Torque (oz-in)	Step Leads	Step Angle	Volts	Amps	Ohms	mH	Rotor Inertia (oz-in ² /G-CM ²)	Motor Weight (Lbs.)
HT11-012	2	1.32	7.0	4	1.8	1.4	1.0	1.4	1.4	.044/8	.26
HT11-013	2	1.87	15	4	1.8	2.0	1.0	2.0	2.6	.098/18	.39

OTHER LENGTHS AND WINDINGS AVAILABLE UPON REQUEST

- Part numbers listed are for single shaft. To order double shaft add 'D' to the end.

Switching sequence for CW rotation facing mounting end.

STEP	RED	BLUE	YELLOW	WHITE
0	+	-	+	-
1	-	+	+	-
2	-	+	-	+
3	+	-	-	+
4	+	-	+	-

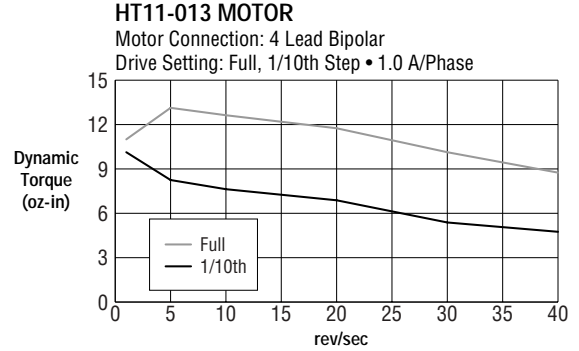
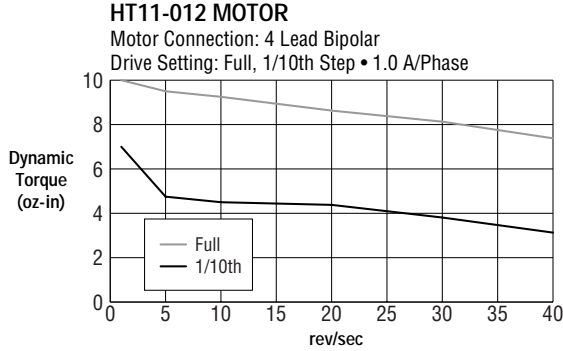


Hybrid Step Motors
 SIZE HT 11



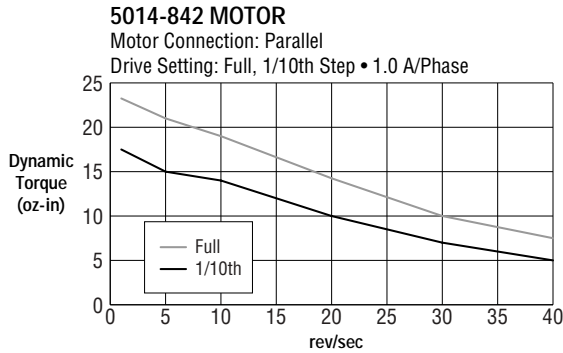
Size HT11 Motor

Typical Speed/Torque Performance*



Size 14 Motor

Typical Speed/Torque Performance*



*Full steps/sec = Rev/sec x 200. Half steps/sec = Rev/sec x 400.